

Life Safety with jay cloud

Emergency and Evacuation Management

Effective evacuation management can save lives

Companies are responsible for the safety and security of their employees. With **jay cloud Life Safety**, you always have an overview of who is on your premises. The integration of time, attendance and access control means you are well prepared in the event of an emergency. Regular and effective evacuation drills increase the safety of your staff.

In the event of an emergency, the jay cloud Life Safety system enables a quick and orderly evacuation. Ensuring your team acts safely and efficiently when every second counts.

- **Use real-time data** from access control, visitor management and time recording
- **Be well prepared** with regular, efficient evacuation drills
- **Swift and safe evacuations** with real-time data
- **Minimize risk** and maximize safety for personnel and evacuation team

Built on SAP Business Technology Platform

jay cloud is a cloud-native "Software as a Service" solution based on the SAP® Business Technology Platform. Thanks to the advanced technology on the SAP BTP, **the solution offers maximum IT security.**

The solution was developed from scratch as a cloud-native solution and offers all the advantages such as scalability, cyber resilience, semi-annual deployment of important releases, optimized support processes, monitoring, and much more

What really matters

Being well-prepared

In order to respond quickly and safely in the event of an evacuation, it is important to know who is on the premises and where they are likely to be.

Using real-time data

An **access control** system provides real-time visibility into the last known locations of employees, visitors, or external service providers. This is vital to ensure that no one is overlooked in an emergency.

Visitor management integration ensures that visitors and their hosts within the organization can be easily identified.

Time tracking provides further information on which employees are present. In conjunction with the **HR system**, which manages important roles such as first aiders or evacuation assistants, it ensures that all essential responsibilities are covered during an evacuation.

What happens in an emergency

In an emergency, the jay cloud Life Safety system ensures that the evacuation team is immediately alerted and given clear actionable instructions. The evacuation begins, and people report at the

assembly points as 'safe'. This can be done either by themselves at the interactive assembly point or by evacuation assistants with handheld scanners. Meanwhile the system identifies the last known locations of missing people to enable quick, targeted response efforts.

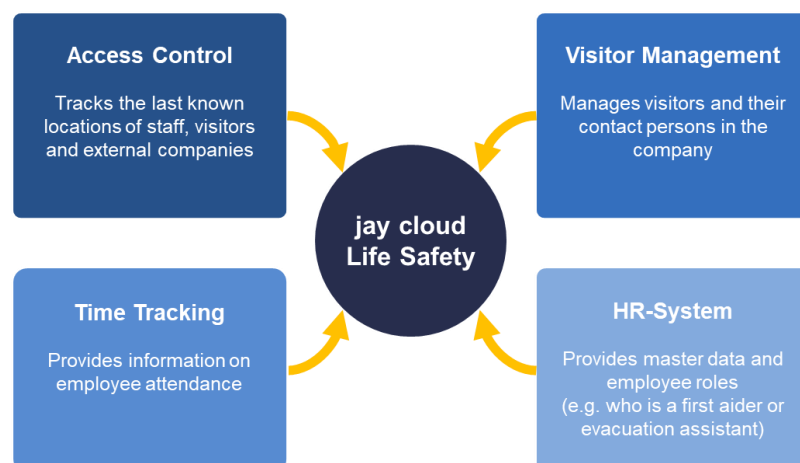
Keep the overview

The aim is to get everyone to safety as quickly and orderly as possible - every second counts, especially in the event of a fire. During an evacuation or drill, a dedicated **Life Safety Dashboard** (an on-screen overview) shows the current progress. Each time a person is marked as safe, the list of missing persons is reduced, and detailed information on those not yet registered can be viewed. This empowers managers to keep track of the situation and make informed decisions about when and where to deploy rescue teams to search for missing people.

Safe rescue

This system helps rescuers focus their efforts without putting themselves in unnecessary danger. This can save lives and minimize risks for everyone involved.

Connect your systems. Maximize safety in the event of an evacuation.



jay cloud offers comprehensive interfaces to access control systems, visitor and external company management, time recording and all relevant HR systems.

The **best possible integration** can be achieved with the **jay cloud modules** TIME, ACCESS, VISITOR.

We will be happy to advise you on how to integrate these modules into your overall security concept.

Features of jay cloud LIFE SAFETY

This is how jay cloud supports your evacuation management

- Constantly updated overview of all registered present and absent individuals, seamlessly integrating data from all sources (access control, time and attendance, visitor management).
- Continually updated overview of evacuation team members (e.g., security officers, evacuation assistants, first responders).
- Immediate alerts to the evacuation team in event of an emergency.
- Evacuation status is instantly visible to everyone on site - through light signals at assembly points, terminals, and mobile registration devices.
- Continuous dynamic updating of the database by continued recording of current bookings during the evacuation.
- Secure and user-friendly access to evacuation data via web browser - easy to use.
- Employees can independently check themselves out at booking terminals located at the assembly point.
- Evacuation assistants can securely register individuals using mobile scanners.
- The return of individuals already marked as "safe" is prevented by temporarily modifying access permissions during the evacuation.
- Evacuation and fire drills can be conducted quickly and without long waiting times.
- Drill/emergency ends orderly with clear information at all assembly points, e.g., "Drill is over. Please return to your workstation".

Authorization roles for the evacuation case

Employees can have additional roles in the event of an evacuation, such as first aider, evacuation assistant or safety officer.

These roles are either imported from the HCM system or managed directly within jay cloud. They are used in jay cloud to monitor staffing levels and qualifications for specific areas. The individuals holding these roles are immediately visible in the Life Safety Dashboard. If the planned minimum staffing level for an area/ security function is not reached, notifications can be automatically sent to the site or team managers.



During the evacuation, evacuation assistants can be given additional access rights. Evacuees can be specifically de-authorized, preventing them from returning to the building until the evacuation is complete.

Practicing evacuations

Regular evacuation drills increase success in an emergency

Evacuation drills are an important part of occupational safety. Companies are required to regularly practice how to evacuate people in an emergency.

For employees, such drills are usually **much more effective** than theoretical instruction. They help to increase their knowledge and awareness of their responsibility for workplace safety.

And the more familiar people are with escape routes and assembly points, the smoother the evacuation will be in an emergency.

Life Safety Analytics makes it possible to gain insights from the evacuation process and suggest targeted improvements after each training session.

The solution enables you to conduct effective evacuation drills with minimal disruption to your operations.

By conducting regular evacuation drills, you can ensure that

- The alarm system works quickly and smoothly in an emergency.
- The alarm reaches everyone.
- Everyone in the building understands the meaning of the alarm and knows what to do.
- The areas to be evacuated are clear of people.

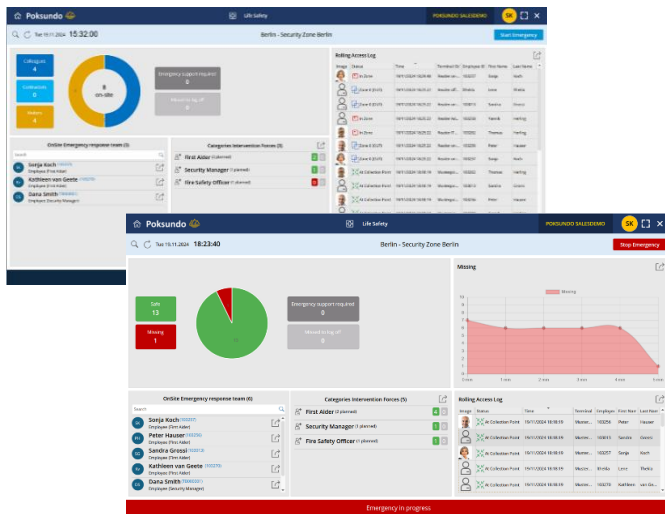
This allows you to identify weaknesses and sources of error in the evacuation plan and make improvements.



Functions and devices at a glance

Life Safety Dashboard

In normal operation, the dashboard displays information about the presence of staff, external personnel, visitors and also the number and skills of evacuation assistants on site. It provides data in real time, is web-based and available on all devices such as desktop, tablet, and smartphone.



In an evacuation (or drill), the dashboard shows all information about the evacuation's progress.

It becomes the central point for a real-time overview of the situation.

The system dynamically registers as soon as a person checks out at a terminal and leaves the company premises or reports as "safe" at an assembly point. The person is then immediately listed in the system as being outside the danger zone.

The assembly point and its tasks

In the event of an evacuation, the weatherproof interactive assembly point is where people register themselves as "safe".

Equipped with advanced technology, the muster point automatically records the presence and identity of evacuees, providing emergency responders and managers with an accurate overview of those present and absent. Evacuees can be provided with instructions on how to act during the emergency situation.

Once the evacuation or drill is complete, information about what to do next can be distributed through the assembly point.

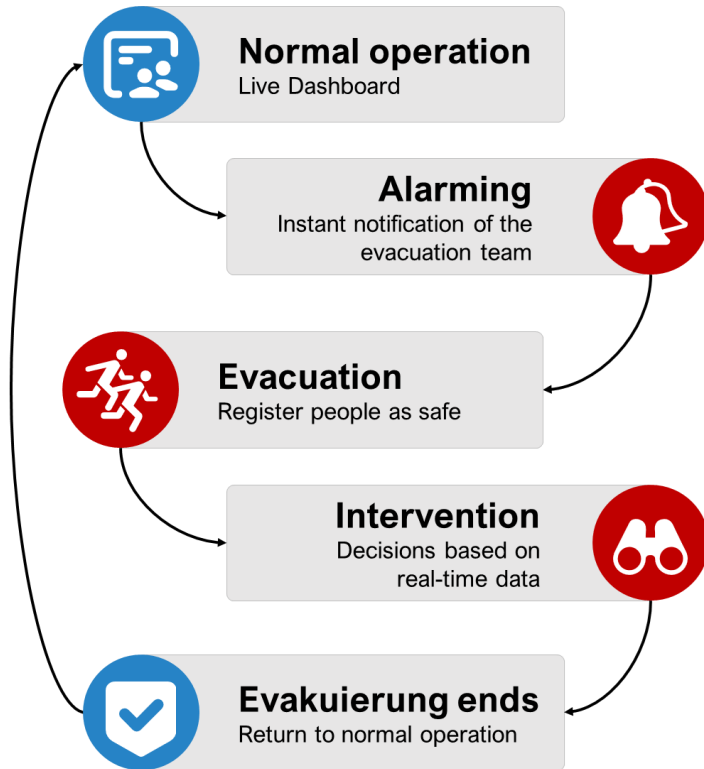
Evacuation assistants have the option of scanning people as safe using mobile devices.



The user interface is easy to understand and intuitive to use - even in stressful situations

This is how an evacuation (or a drill) works

The process from activating the alarm to returning to normal operation



Normal operation: The live dashboard shows the current number of people present and evacuation assistants on site.

Alarming: The live dashboard switches to evacuation mode: It shows the number of missing and rescued persons - data is updated continuously.

Evacuation: People report themselves as safe at assembly points – or are registered as safe by assistants.

Intervention: The database helps rescue workers decide when and where to search for missing persons.

Evacuation ends: Return to normal operation, evaluation and analysis of the emergency or drill to improve processes.

Do you have any questions?

We will be happy to advise you and look forward to meeting you.

[Make an appointment](#)

Poksundo GmbH – A Spin Off of the dormakaba group
Kanzleigasse 18 | DE-78050 Villingen-Schwenningen
poksundo.com | info@poksundo.com | T +49 7721 8070723

